

**Q: How to reset or remove the configuration from the gateway?**

To remove the configuration and clear all sensors as well the reset of the gateway back to factory default please follow the below guide:

- **How to reset WiFi Setting and Gateway password?**

Press reset button at least 10 seconds




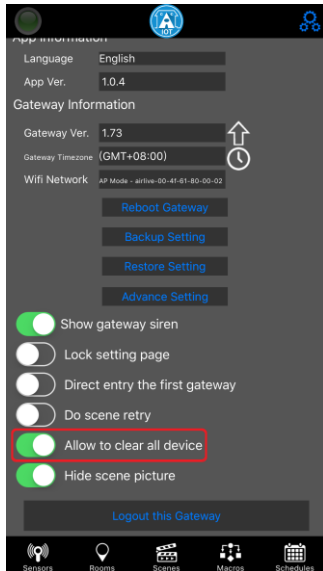
- **How to reset Configuration Settings?**


Press reset button at least 20 seconds

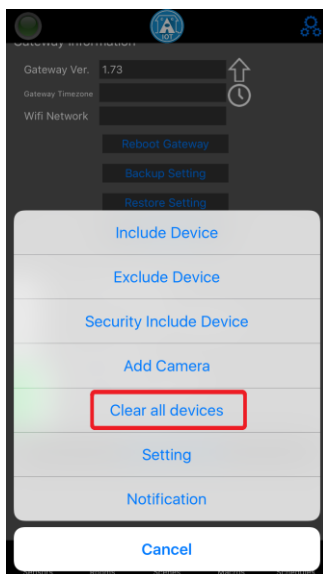


- **How to clear all sensors?**

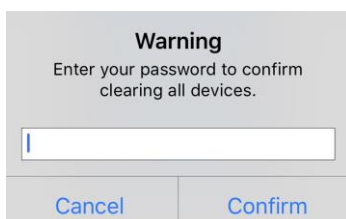
1. Click  icon
2. Pull down the screen and enable “Allow to clear all devices”



3. Click  icon --> Select “Clear all devices”



4. Input password “airlive” to confirm clearing all devices.



5. Go to "Sensors" screen, all sensors should be removed.