



## How to Adjust BC-5010 / BC-5010-IVS Lens Focus

- ACC-MPL-2812VF V2 Lens
1. Attach the lens on the BC-5010/ BC-5010-IVS



2. Connect the DC-Iris cable to the camera.





3. Adjust the lens focus to the middle.



4. Adjust the zoom to the wide



5. Adjust the sensor position ring until the video image is almost clear.



6. Enlarge the video size in the screen and adjust the lens focus until the video image is clear.



7. If the users want to adjust the zoom, they can adjust the sensor position ring and focus until the video is clear.


8. If the user is satisfied with the video quality, please fixed the focus and zoom position.



- ACC-MPL-850VF Lens
- 1. Attach the lens on the BC-5010/ BC-5010-IVS



2. Connect the DC-Iris cable to the camera.



3. Adjust the lens focus to the middle position.



4. Adjust the zoom to the wide



5. Adjust the sensor position ring until the video image is almost clear.



6. Enlarge the video size in the screen and adjust the lens focus until the video image is clear.







7. If the users want to adjust the zoom, they can adjust the sensor position ring and focus until the video is clear.
8. If the user is satisfied with the video quality, please fixed the focus and zoom position.

