

Q: How to reset Gateway's WiFi Setting and password?

A: Press reset button at least 10 seconds.

(Note: This action will reset your password, wifi setting)



Q: How to reset Configuration Settings?

A: Press reset button at least 20 seconds


(Note: This action will reset your all configuration like Macro, Schedules and Scenes, but sensors list kept.)

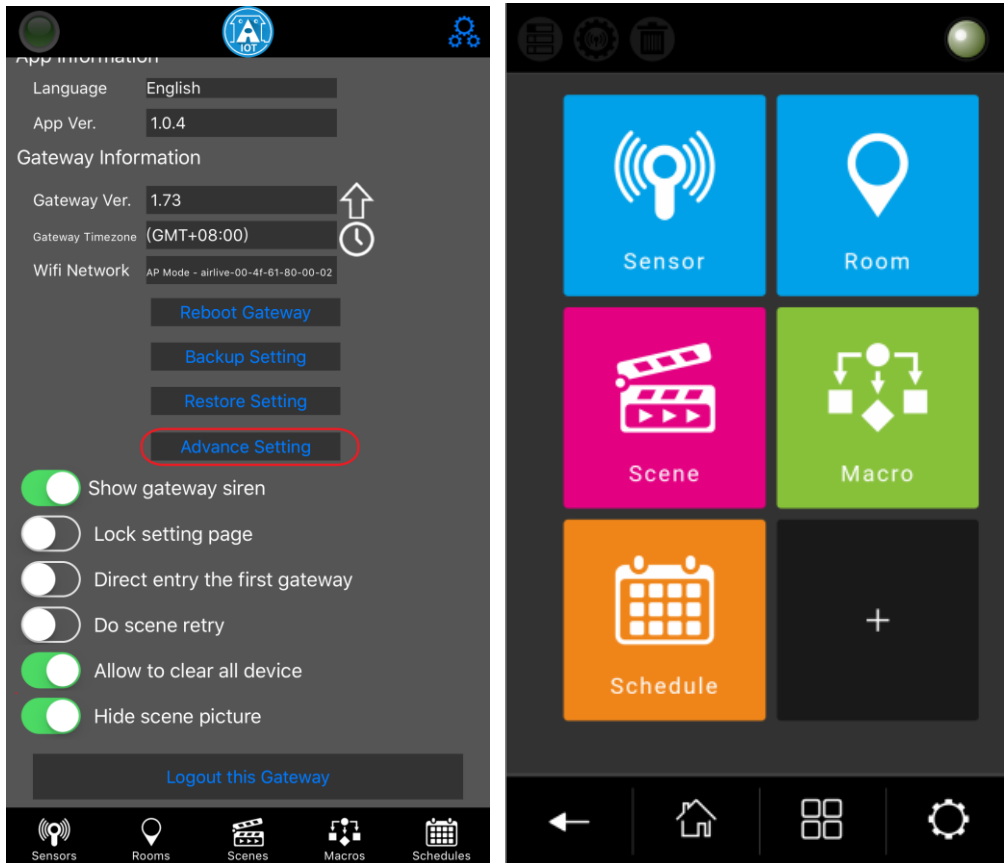


Q: How to delete sensors?

A: Please use "Exclude" function to remove the sensor. For the detail please see below link on page 12 and 18 to Exclude and Include the sensor.

http://fs.airlive.com/manual/AirLive_IOT_QIG.pdf

Note: If you want to delete setting of Macro, Schedule, Room or Scenes, please click  Pull down the screen and click "Advance Setting". Then click the function you want to delete setting.

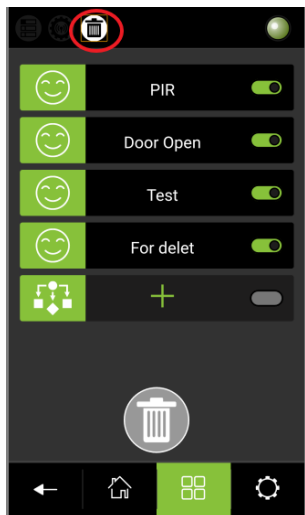


Example: If you want to a setting on Macro (Same as Scene, Schedule and Room)

Step 1. Click the Macro



Step 2. Click the trash can



Step 3. Choose and hold the setting that you want to delete then drag to trash can.

