

Problems with login the CoreNVR with IE Explorer?

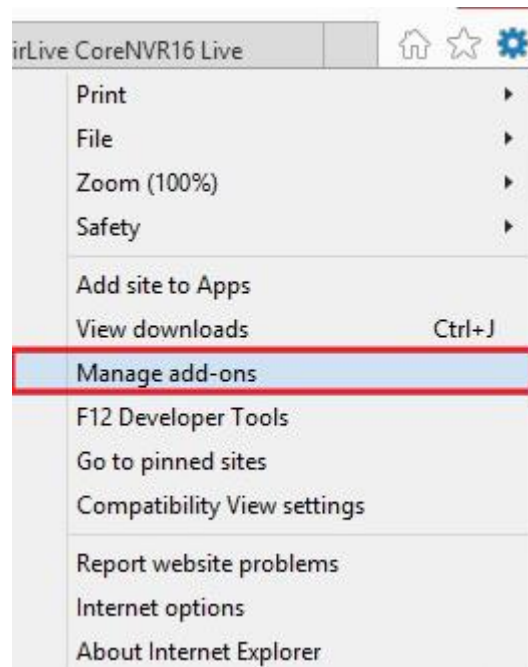
Please make sure your CoreNVR 9/16 is the latest version, first.

<http://www.airlive.com/support/firmware/CoreNVR-9>

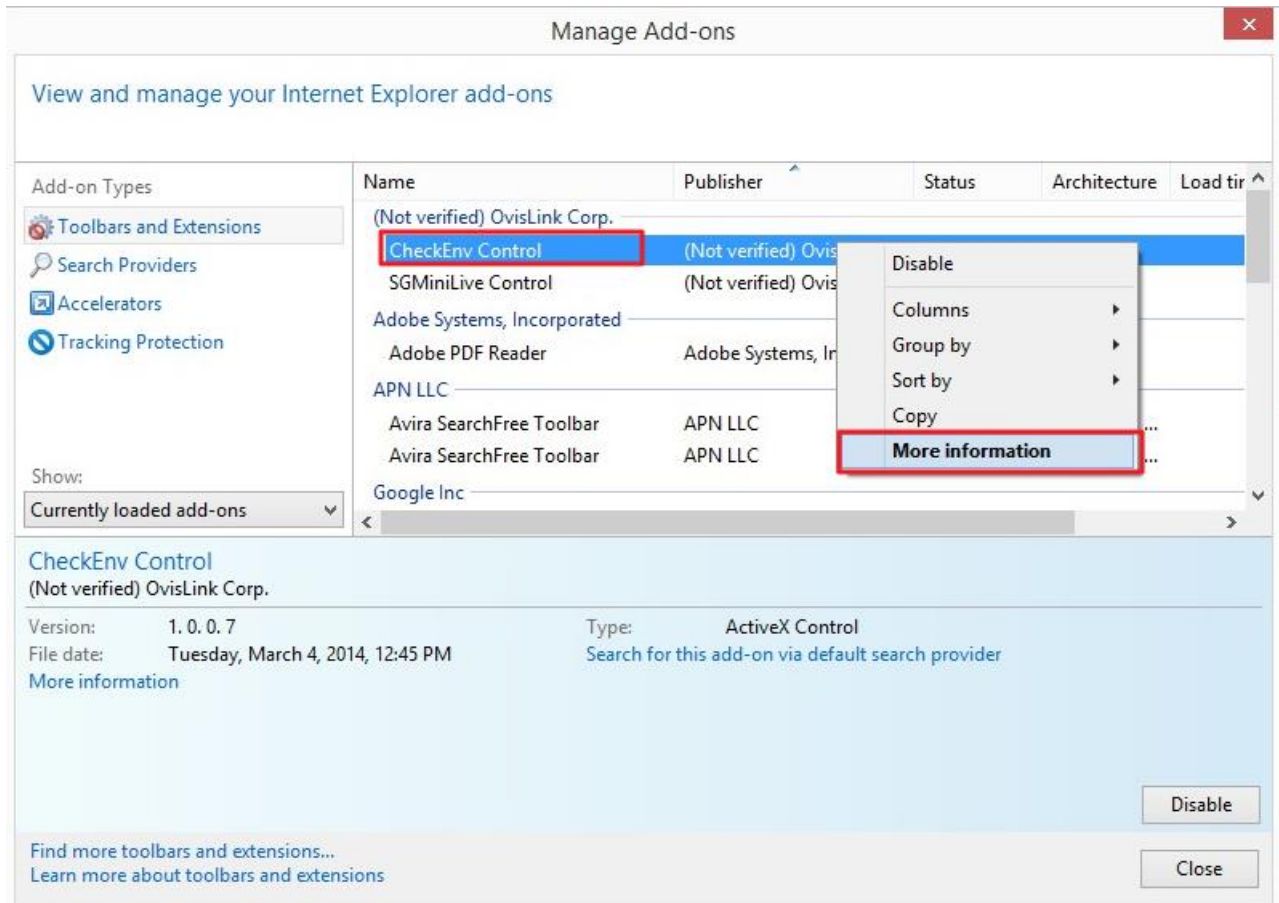
<http://www.airlive.com/support/firmware/CoreNVR-16>

If problems still exist, please follow the below steps:

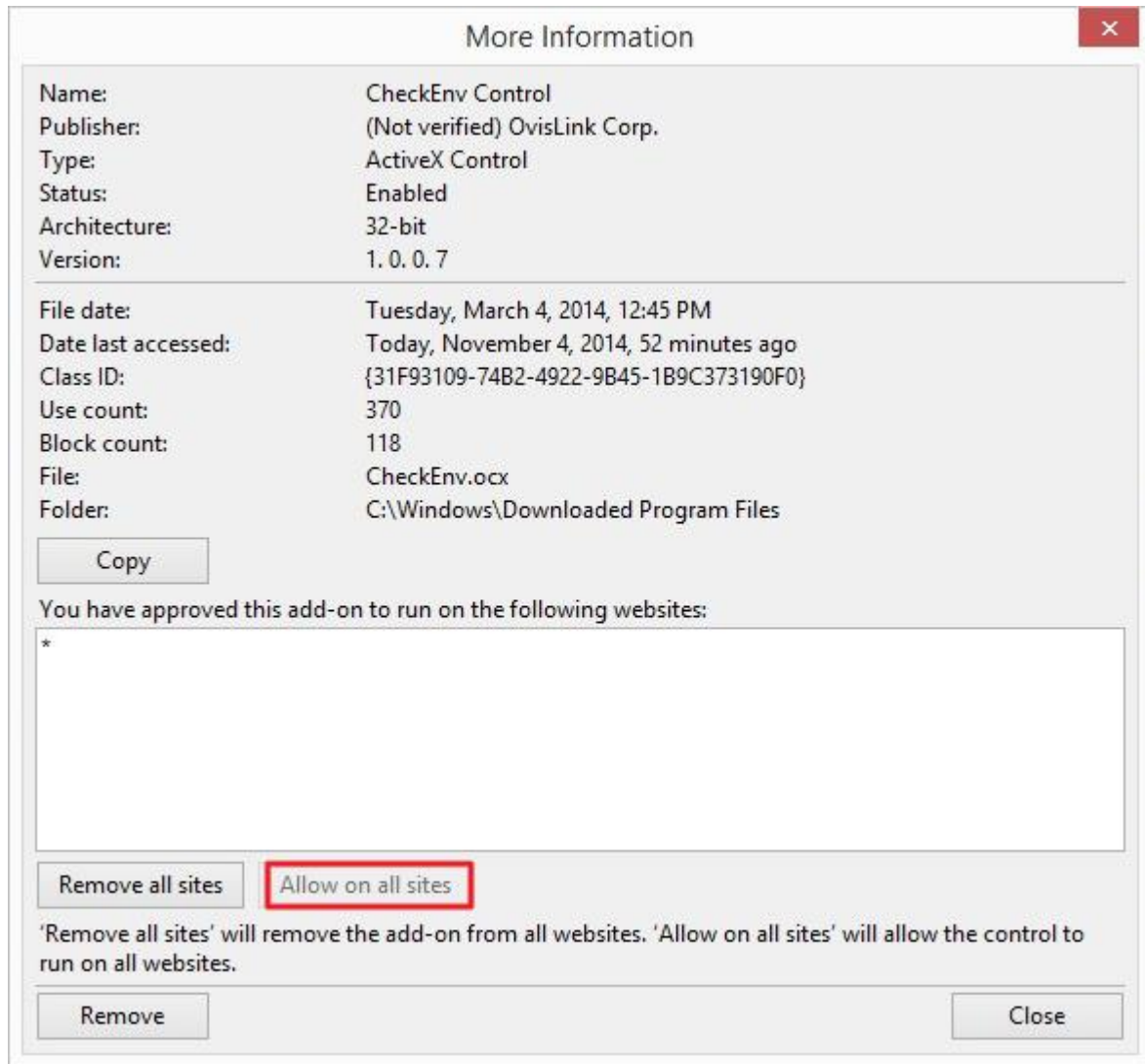
1. Please install the “**CoreNVRSeriesOCX_6_0_3_972**” as below link:
http://fs.airlive.com/firmware/CoreNVRSeriesOCX_6_0_3_972.zip
2. After install the “**CoreNVRSeriesOCX_6_0_3_972**”, please go “**Manage add-ons**”.



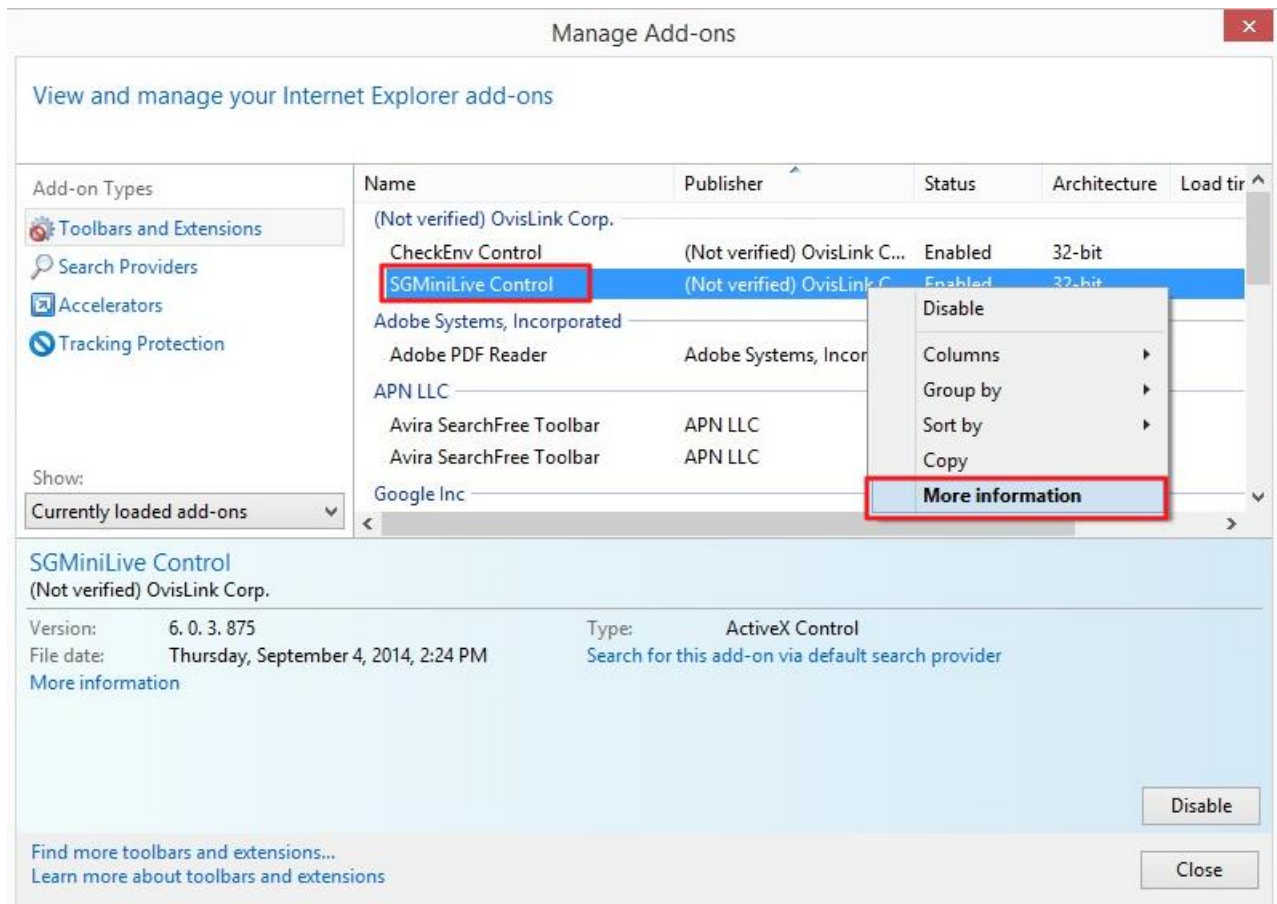
3. Click right button on “CheckEnv Control”, and then press “More information”.



4. Press **“Allow on all sites”** in **“More information”**.



5. Click right button on “SGMiniLive Control”, and then press “More information”.



Manage Add-ons

View and manage your Internet Explorer add-ons

Add-on Types	Name	Publisher	Status	Architecture	Load tir
Toolbars and Extensions	(Not verified) OvisLink Corp.				
Search Providers	CheckEnv Control	(Not verified) OvisLink C...	Enabled	32-bit	
Accelerators	SGMiniLive Control	(Not verified) OvisLink C...	Enabled	32-bit	
Tracking Protection	Adobe Systems, Incorporated				
	Adobe PDF Reader	Adobe Systems, Incor			
	APN LLC				
	Avira SearchFree Toolbar	APN LLC			
	Avira SearchFree Toolbar	APN LLC			
	Google Inc				

Show: Currently loaded add-ons

SGMiniLive Control
(Not verified) OvisLink Corp.

Version: 6.0.3.875 Type: ActiveX Control
File date: Thursday, September 4, 2014, 2:24 PM Search for this add-on via default search provider
[More information](#)

Disable

Find more toolbars and extensions...
[Learn more about toolbars and extensions](#)

Close

6. Press “Allow on all sites” in “More information”.

