

Declaration of Conformity

We, Manufacturer/Importer

OvisLink Corp.

5F, No.6, Lane 130, Min-Chuan Rd., Hsin-Tien Dist.,
New Taipei City 231, Taiwan

Declare that the product

2-MegaPixel Wall Mount Fish Eye PoE IPCAM

AirLive FE-200CU

is in conformity with


In accordance with 2004/108/EC Directive and 1999/5 EC-R & TTE Directive

Clause	Description
■ EN 55022: 2010 (Class B)	Limits and methods of measurement of radio disturbance characteristics of information technology equipment
■ EN 55024: 2010	Information Technology equipment-Immunity characteristics-Limits And Methods of measurement
■ EN 60950-1:2006+ A11:2009+A1:2010+ A12:2011	Safety for information technology equipment including electrical Business equipment

■ CE marking



Manufacturer/Importer

Signature : 

Name : Albert Yeh

Position/ Title : Vice President Place : Taiwan Date : 2012/07/27



Regulatory Approvals

• FCC Statement

This equipment has been tested and found to comply with the limits for a Class B digital device pursuant to Part 15 of the FCC Rules. These limits are designed to provide reasonable protection against harmful interferences when the equipment is operating in a commercial area. This equipment generates, uses and may radiate radio frequency energy, and if not installed in accordance with the user guide, may cause interference in the transmission of radio communications. If operating in a residential area, it is probable this equipment will cause harmful interference, in which case the user will be required to try to correct this interference using his own means.

• CE Statement

This product complies with the 99/5/EEC directives, including the following safety and EMC standards:

- EN 55022: 2010 (Class B)
Limits and methods of measurement of radio disturbance characteristics of information technology equipment
- EN 55024: 2010
Information Technology equipment-Immunity characteristics-Limits And Methods of measurement
- EN 60950-1:2006+ A11:2009+A1:2010+ A12:2011
Safety for information technology equipment including electrical Business equipment

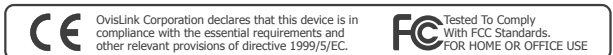
• CE Marking Warning

This is a Class B product. In a domestic environment this product may cause radio interference in which case the user may be required to take adequate measures.

• Directive 1999 / 5 / EC

- | | |
|---|--|
| <p>EN
OvisLink Corporation declares that this device is in compliance with the essential requirements and other relevant provisions of directive 1999/5/EC.</p> | <p>CZ
Ovislink Corporation deklaruje, že toto zařízení vyhovuje základním požadavkům a dalším závazným ustanovením z nařízení 1999/5/EC.</p> |
| <p>DE
OvisLink Corporation erklärt hiermit, dass dieses Gerät den grundlegenden Vorschriften und anderen relevanten Bestimmungen der EG-Richtlinie 1995/5/EC entspricht.</p> | <p>ES
OvisLink Corporation declara que el dispositivo cumple con los requerimientos básicos y otras facilidades relevantes de la directriz 1999/5/EC.</p> |
| <p>FR
OvisLink Corporation déclare, par le biais de ce document, que ce dispositif est conforme aux conditions essentielles de la directive 99/05/CE et, par conséquent, assume la responsabilité de la véracité des informations suivantes.</p> | <p>GR
Η εταιρία OvisLink δηλώνει ότι η συσκευή αυτή είναι σύμφωνη με τις ουσιαστικές απαιτήσεις και τις υπόλοιπες σχετικές διατάξεις της οδηγίας 1999/5/EC.</p> |
| <p>HR
OvisLink Corp. izjavlja da je ovaj uređaj u skladu sa neophodnim preporukama i ostalim važnim odredbama Directive 1999/5/EC.</p> | <p>HU
Az OvisLink Corporation kijelenti, hogy ez a berendezés megfelel az 1999/05/CE irányelv alapvető követelményeinek és egyéb vonatkozó rendelkezésének.</p> |
| <p>ID
OvisLink Corporation menyatakan bahwa perangkat ini telah sesuai dengan persyaratan utama dan ketentuan terkait lainnya direktif 1999/5/EC.</p> | <p>IT
OvisLink Corporation dichiara che questa periferica è realizzata in conformità alle prescrizioni e alle altre rilevanti misure della direttiva 1999/5/EC.</p> |
| <p>JP
この装置が指導的な1999/5/ECの必要な条件そして他の関連した準備に従ってであるとOvisLink Corporationは宣言する。</p> | <p>PL
OvisLink deklaruje zgodność swoich urządzeń z istotnymi wymaganiami oraz innymi istotnymi przepisami dyrektywy 1999/5/EC.</p> |
| <p>PT
A OvisLink Corporation declara que este dispositivo está em conformidade com os requisitos essenciais e outras solicitações relevantes da Directiva 1999/5/EC.</p> | <p>RO
OvisLink Corporation declara ca acest dispozitiv este in conformitate cu cerintele esentiale si alte prevederi relevante ale Directivei 1999/5/EC</p> |
| <p>RU
Компания OvisLink Corporation заявляет, что это устройство отвечает основным требованиям и прочим родственным условиям, изложенным в директиве 1999/5/EC.</p> | <p>SK
OvisLink Corporation potvrdzuje, že toto zariadenie vyhovuje požiadavkám a ďalším predpisom smernice 1999/5/EC.</p> |

This equipment may be used in AT, BE, CY, CZ, DK, EE, FI, FR, DE, GR, HR, HU, ID, IE, IT, LV, LT, LU, MT, NL, PL, PT, SK, SI, ES, SE, GB, IS, LI, NO, CH, BG, RO, TR



EN English

Important Information

- The default IP address: **192.168.1.100**
- The default Subnet Mask is **255.255.255.0**
- The default login name is **admin**
- The default password is **airlive**
- Please check manual on CD for more detail configuration

DE Deutsch

Wichtige Informationen

- Die voreingestellte IP Adresse : **192.168.1.100**
- Das Standard-Subnet Mask ist **255.255.255.0**
- Der Standard Login ist "**admin**"
- Das Standard Passwort ist "**airlive**"
- Weitere detaillierte Informationen über die Konfiguration entnehmen Sie bitte dem auf der beiliegenden CD enthaltenen Benutzerhandbuch.

FR Français

Information Importante

- L'adresse IP par défaut: **192.168.1.100**
- Le masque de sous réseau par défaut est **255.255.255.0**
- Le nom login par défaut est **admin**
- Le mot de passe par défaut est **airlive**
- Pour les informations détaillées sur la configuration Web, Veuillez vous référer au guide Utilisateur sur le CD

HR Hrvatska

Važne informacije:

- Početna IP adresa: **192.168.1.100**
- Zadani Subnet Mask je **255.255.255.0**
- Početno korisničko ime je **admin**
- Početna lozinka je **airlive**
- Za više informacija, molimo pogledajte korisnički vodič na priloženom CD-u.

ID Bahasa

Informasi Penting

- IP address adalah **192.168.1.100**
- Subnet Mask adalah **255.255.255.0**
- User name adalah **admin**
- Password adalah **airlive**
- Keterangan lebih lanjut mengenai teknik pemasangan silakan melihat file Manual yang terdapat dalam CD

PL Polski

Ważne informacje

- Fabryczny adres IP: **192.168.1.100**
- Standardowa maska podsieci to **255.255.255.0**
- Standardowa nazwa użytkownika to **admin**
- Standardowe hasło to **airlive**
- W celu uzyskania bardziej szczegółowych informacji prosimy o zapoznanie się z instrukcją użytkownika na płycie CD

RO România

Informatii importante

- Adresa IP implicita: **192.168.1.100**
- Subnet Mask implicit: **255.255.255.0**
- Nume utilizator implicit: **admin**
- Parola implicita: **airlive**
- Pentru mai multe detalii despre configurare, va rugam sa consultati manualul aflat pe CD.

SK Slovensky

Dôležité informácie

- Predvolená IP adresa: **192.168.1.100**
- Štandardná maska podsiete je **255.255.255.0**
- Štandardné prihlasovacie meno je '**admin**'
- Štandardné heslo je '**airlive**'
- Opis detailnej konfigurácie nájdete na CD dodávanom spolu s výrobkom

CZ Český

Důležité informace

- Základní IP adresa: **192.168.1.100**
- Základní maska sítě **255.255.255.0**
- Základní přihlašovací jméno je '**admin**'
- Základní heslo je '**airlive**'
- Doporučujeme nastudovat detaily v uživatelském manuálu

ES Español

Información Importante

- La dirección IP por defecto del : **192.168.1.100**
- La máscara de red por defecto es **255.255.255.0**
- El nombre de acceso por defecto '**admin**'
- La clave de acceso por defecto es '**airlive**'
- Por favor lea el manual en el CD para mayor información sobre la configuración.

GR Ελληνικός

Βασικές Πληροφορίες

- Η προεπιλεγμένη διεύθυνση IP: **192.168.1.100**
- Η προκαθορισμένη Μάσκα υποδικτύου είναι **255.255.255.0**
- Το προκαθορισμένο όνομα χρήστη είναι **admin**
- Το προκαθορισμένο password είναι **airlive**
- Παρακαλούμε ελέγξτε τον ηλεκτρονικό οδηγό που βρίσκετε στο CD

HU Magyar

Fontos információk

- A alapértelmezett IP-címe: **192.168.1.100**
- Alapértelmezett alhálózati mask: **255.255.255.0**
- Alapértelmezett felhasználói név: **admin**
- Alapértelmezett jelszó: **airlive**
- Részletesebb leírás a telepítő CD-n lévő kézikönyvben található

IT Italiano

Informazioni importanti

- L'IP leader: **192.168.1.100**
- La maschera di sottorete di default: **255.255.255.0**
- il nome di login di default: **admin**
- La password è default: **airlive**
- Per informazioni più dettagliate sulla configurazione, fare riferimento alla guida utente presente sul CD

PT Português

Informação importante

- O endereço IP por defeito: **192.168.1.100**
- Por defeito a subnet mask é **255.255.255.0**
- O nome do login por defeito é "**admin**"
- A palavra-chave por defeito é "**airlive**"
- Por favor verifique as configurações em detalhe no manual que vem no CD.


RU Русский

Важная информация

- IP адрес по умолчанию: **192.168.1.100**
- Маска подсети по умолчанию **255.255.255.0**
- Имя пользователя по умолчанию "**admin**"
- Пароль по умолчанию "**airlive**"
- Для более детальной информации о Web конфигурациях, пожалуйста, обратитесь к руководству пользователя доступном на CD.



1. Take out the camera and accessories from the package: The stand and FE-200CU



2. First, pass the network cable through the hole of the stand, then fasten the screws with stand into the wall.



3. Install the FE-200CU onto the stand, and connect the network cable.



4. You can adjust the silver screw to fix the angle of camera.