

WN-250R

Wireless b/g/n 150 Mbps Router

The AirLive WN-250R is a Wireless Broadband Router featuring Simple-N technology and is compatible with 802.11 b/g/n. WN-250R that delivers extreme wireless performance to your home or office network. This wireless router can perform at up to 150Mbps.

ITIR

150
Mbps

Wireless
b/g/n

Router

WDS

AP

TTL

150Mbps

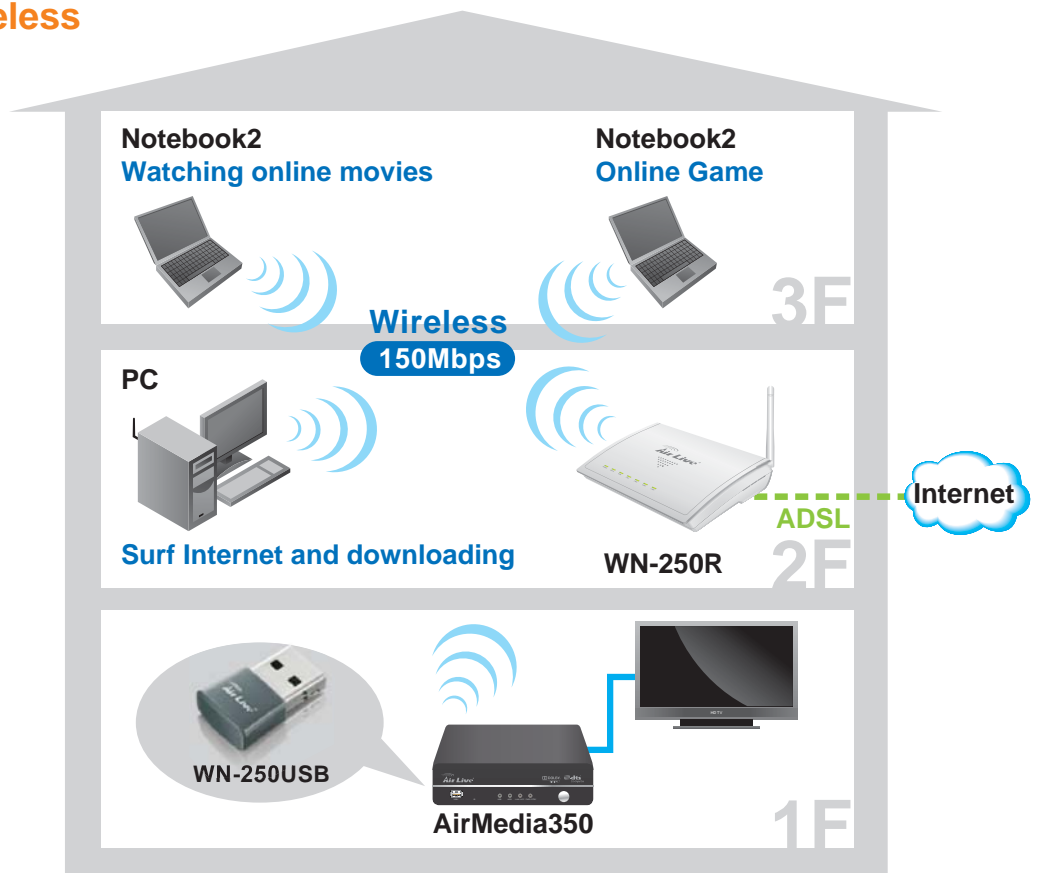
Fast Transfer Wireless Router



User Scenario and Benefits

Enjoy your AirLive Wireless

Wireless High-Speed 150Mbps lead you to enjoy various applications. Seamlessly work with X-Box360, online game and download application or IPTV streaming



Manufacturer

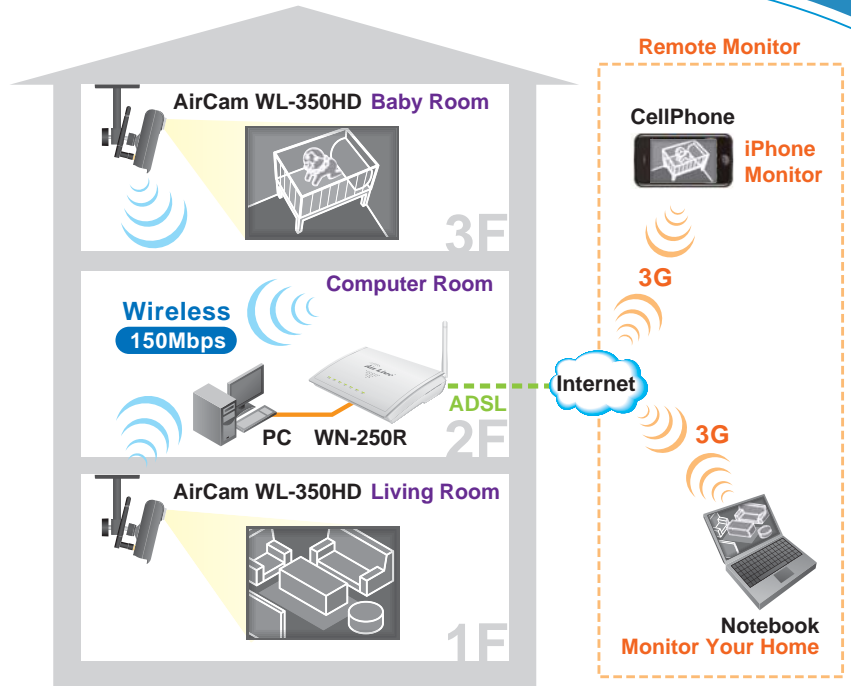
OvisLink Corp.

5F, No.96, Min-Chuan Rd., Hsin-Tien Dist., New Taipei City 231, TAIWAN

www.airlive.com

Install Your Wireless Camera With WN-250R

Airlive WN-250R meets the demand of bandwidth intensive applications such as HD camera video streaming



Support Green WLAN for smart Tx power saving, Implicit Rx power saving and CPU off load.

Traditional networking devices transmit at 100% full power, regardless of the user environment. In real user scenarios this amount of power is rarely required. Airlive automatic power-saving technologies enable solutions that conserve energy by recognizing the actual user scenario and adjusting the power accordingly in relation to distance, data traffic, and link status, and with no loss of performance.

Protect Your Network with AirLive Guard

Wireless Security has always been a concern for most users but now you can forget about it and let AirLiveGuard protect your network for you.

Access Control

Access Control allows users to define the traffic type permitted or not permitted in your LAN. You can control which PC client uses what services in which they can have access to these services. If both of MAC filtering and IP filtering are enabled simultaneously, the MAC filtering table will be checked first and then IP filtering table.

Enable MAC Filtering Deny Allow

Client PC MAC address	Computer name	Comment
<input type="text"/>	<< Select >>	<input type="text"/>

MAC Filtering Table

NO.	Computer name	Client PC MAC address	Comment	Select

Enable IP Filtering Table (up to 20 computers) Deny Allow

NO.	Client PC	Client PC IP address	Client Service	Protocol	Port Range	Select

Security Settings

This page allows you setup the wireless security. Turn on WEP or WPA by using Encryption Keys could prevent any unauthorized access to your wireless network.

Encryption : WPA pre-shared key

WPA Unicast Cipher Suite : WPA(TKIP) WPA2(AES) WPA2 Mixed

Pre-shared Key Format : Passphrase

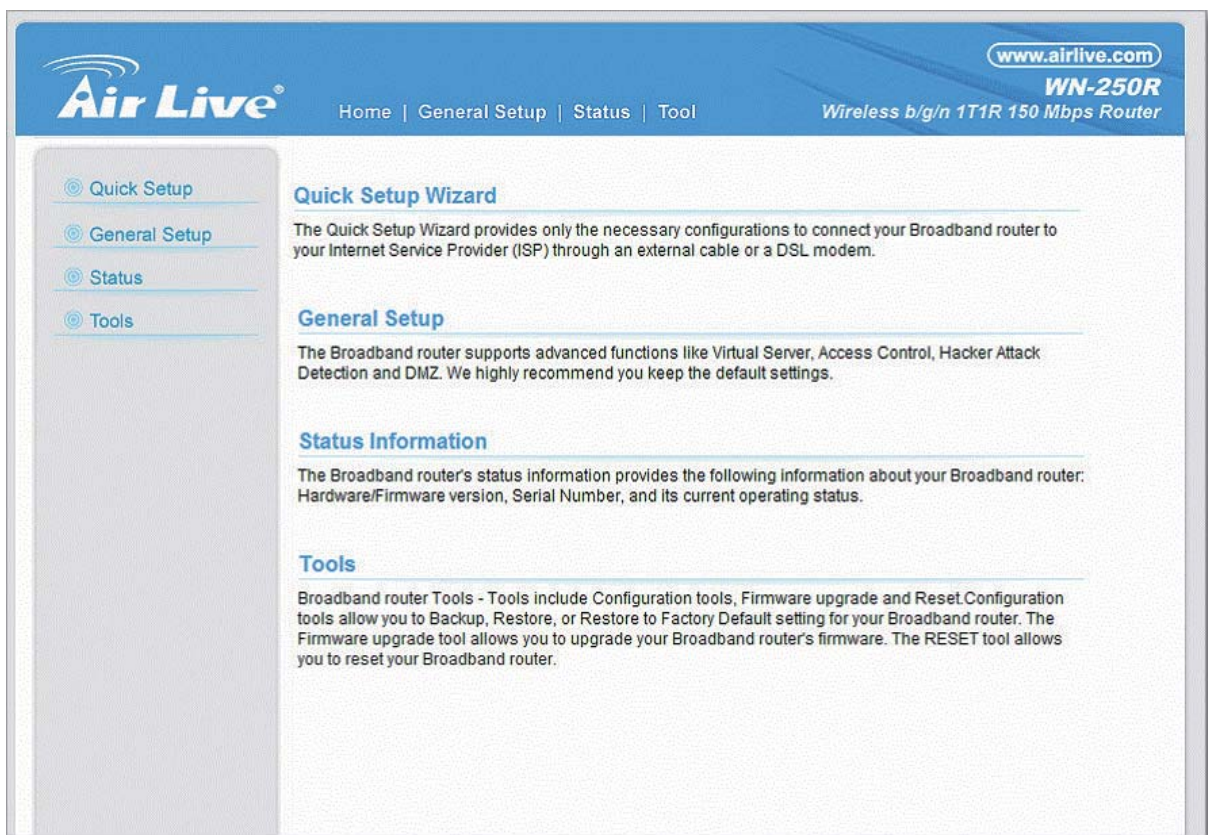
Pre-shared Key :

Removing off Complicated configuration for IPCAM to Internet Router

The WN-250R is a TRUE plug n play Router for wireless IP cam with that can be installed in less than 5 seconds with no network configuration required. No ip address settings or port forwarding is needed to connect to the camera, even from a remote location. Just type the ip address to your IE with AirLive WN250R Router, you can remote monitor your ipcamera. Simply enter the supplied username & password and you will be connected to your live video. Thats It!.

AirLive Support Easy Wizard installation

The Airlive support 3 Step installation wizard.



Click Quick Setup
1. Setup Time zone

Set Time Zone :	(GMT-06:00)Central Time (US & Canada) ▼
Time Server Address :	192.43.244.18
Daylight Savings :	<input checked="" type="checkbox"/> Enable Function Times From January ▼ 1 ▼ To January ▼ 1 ▼
<input type="button" value="Next"/>	

2. Setup Wan Conection

WAN Settings

The Broadband router can be connected to your Service Provider through the following methods

- Dynamic IP** Obtains an IP Address automatically from your Service Provider.
- Static IP** Uses a Static IP Address. Your Service Provider gives a Static IP Address to access Internet services.
- PPPoE** PPP over Ethernet is a common connection method used in xDSL connections.
- PPTP** Point-to-Point Tunneling Protocol is a common connection method used in xDSL connections.
- L2TP** Layer Two Tunneling Protocol is a common connection method used in xDSL connections.
- Telstra Big Pond** Telstra Big Pond is a Internet service is provided in Australia.

[More Configuration](#)

3 Finish and Reboot Device

Save settings successfully!

Please press **APPLY** button to restart the system to make the changes take effect.

[APPLY](#)

Specifi cations

Flash + SDRAM

- 2MB Flash + 16MB SDRAM

WAN Port

- 10/100M UTP Port x 1 (Auto MDI/MDI-X)

LAN Port

- 10/100M UTP Port x 4 (Auto MDI/MDI-X)
- Support DHCP Server/ Client/ Relay
- Support Static Routing/RIPv2

Frequency Band

- 2.4000~2.4835GHz (Industrial Scientific Medical Band)

Data Rate

- 11b: 1/2/5.5/11Mbps
- 11g: 6/9/12/24/36/48/54Mbps
- 11n (20MHz): MCS0-7, up to 72Mbps
- 11n (40MHz): MCS0-7, up to 150Mbps

Output Power

- 11n: 13±1.5dBm,
- 11g: 14±1.5dBm,
- 11b: 17±1.5dBm

Antenna

- 2 dBi Detachable Antenna x 1 (1T1R)

Power Adapter

- 5VDC 1A

Dimension

- 30(H) x 157(W) x 127(D) mm

Temperature

- Operating: 32~104°F (0~40°C)
- Storage: -4~140°F (-20~60°C)

Humidity

- Operating: 10~90% (NonCondensing)
- Storage: Max. 95% (NonCondensing)

Certification

- FCC, CE

Informatie comenzi

AirLive WN-250R

Wireless b/g/n 150 Mbps Router, ETSI
Wireless b/g/n 150 Mbps Router, FCC